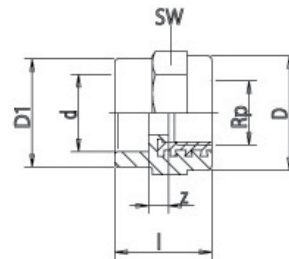


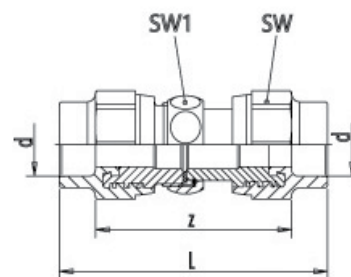
BRASS FEMALE THREAD ADAPTOR

CODE	d - Rp	D	D1	l	z	SW
D273-1615	16-1/2	35	24	38	11	36
DCT273-2015	20-1/2	35	29	40	11	36
DCT273-2020	20-3/4	43	34	42	11	44
DCT273-2515	25-1/2	35	34	41	11	36
DCT273-2520	25-3/4	43	34	42	11	44
DCT273-3220	32-3/4	43	43	44	11	44
DCT273-3225	32-1	50	43	48	12	51
DCT273-4032	40-1 1/4	62	55	54	13	63
DCT273-5040	50-1 1/2	69	64	57	14	70
DCT273-6350	63-2	84	79	68	19	85
DCT273-7565	75-2 1/2	112	99	82	22	115
DCT273-9080	90-3	134	120	108	39	135
DCT273-1110	110-4	169	148	121	42	170



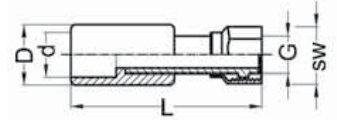
UNION COMPLETE (PP-R)

CODE	d	L	z	SW	SW1
D280-0020	20	116	86	44	37
D280-0025	25	119	83	44	37
D280-0032	32	134	96	51	46
D280-0040	40	152	110	63	52
D280-0050	50	163	115	70	59
D280-0063	63	187	131	85	74



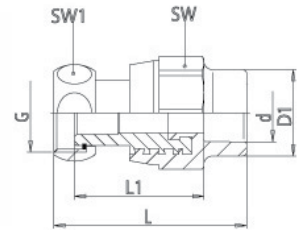
CROX FITTING (PP-R)

CODE	d	L	z	SW
D281-1615CROX	16-1/2	24	70	24
D281-2015CROX	20-1/2	28	70	24
D281-2020CROX	20-3/4	28	70	30
D281-2520CROX	25-3/4	34	70	30



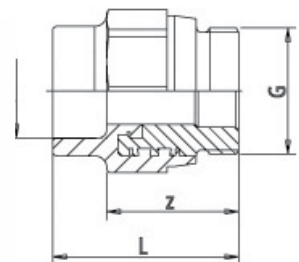
FEMALE UNION ADAPTOR (PP-R)

CODE	d	Nut Thread	D1	L	L1	SW	SW1
D281-2525	25-1	G 1	34	72	47	44	37
D281-3225	32-1	G 1	43	80	53	44	37
D281-3232	32-1 1/4	G 1 1/4	43	80	53	51	46
D281-4032	40-1 1/4	G 1 1/4	55	86	56	63	46
D281-4040	40-1 1/2	G 1 1/2	52	90	58	63	52



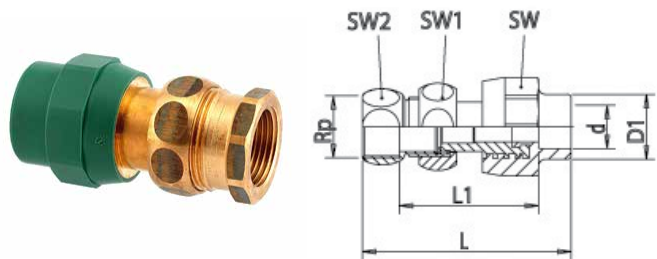
MALE UNION ADAPTOR (PP-R)

CODE	d - G	L	z	SW
D282-2020	20-3/4	50	34	36
D282-2520	25-3/4	51	35	36
D282-2525	25-1	54	38	44
D282-3232	32-1 1/4	62	43	51



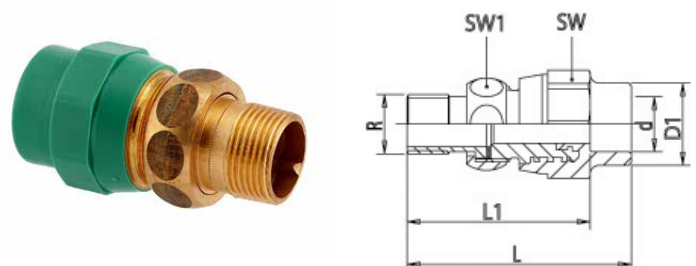
UNION TO FEMALE THREAD ADAPTOR

CODE	d – Rp	Nut Thread	D1	L	L1	SW	SW1	SW2
D283-1615	16–1/2	G 3/4	29	85	58	36	30	27
DCT283-2015	20–1/2	G 3/4	29	85	56	36	30	27
DCT283-2020	20–3/4	G 1	29	93	62	44	37	34
DCT283-2515	25–1/2	G 3/4	34	87	57	36	30	27
DCT283-2520	25–3/4	G 1	34	95	62	44	37	34
DCT283-3220	32–3/4	G 1	43	97	62	44	37	34
DCT283-3225	32–1	G 1 1/4	43	103	67	51	46	44
DCT283-4032	40–1 1/4	G 1 1/2	52	115	77	63	52	50
DCT283-5040	50–1 1/2	G 1 3/4	64	126	85	70	59	55
DCT283-6350	63–2	G 2 3/8	79	142	91	85	74	70
DCT283-7565	75–2 1/2	G 2 3/4	99	169	112	113	90	90




UNION TO MALE THREAD ADAPTOR

CODE	d – R	Nut Thread	D1	L	L1	SW	SW1
D284-1615	16–1/2	G 3/4	29	79	66	36	30
DCT284-2015	20–1/2	G 3/4	29	79	65	36	30
DCT284-2020	20–3/4	G 1	29	86	72	44	37
DCT284-2515	25–1/2	G 3/4	34	81	65	36	30
DCT284-2520	25–3/4	G 1	34	88	72	44	37
DCT284-3220	32–3/4	G 1	43	81	63	44	37
DCT284-3225	32–1	G 1 1/4	43	98	80	51	46
DCT284-4032	40–1 1/4	G 1 1/2	52	113	92	63	52
DCT284-5040	50–1 1/2	G 1 3/4	64	119	96	70	59
DCT284-6350	63–2	G 2 3/8	79	137	109	85	74
DCT284-7565	75–2 1/2	G 2 3/4	99	175	145	113	90




S/S MALE UNION ADAPTOR

CODE	d - R	DN	G	L	I	I1	z	SW	SW1
DCT285-2015	20-1/2	15	1	68	21	43	52	38	27
DCT285-2520	25-3/4	20	1 1/4	73	21	49	58	47	27
DCT285-3225	32-1	25	1 1/2	79	23	53	61	52	34
DCT285-4032	40-1 1/4	32	2	87	26	58	82	66	43
DCT285-5040	50-1 1/2	40	2 1/4	94	29	62	89	72	50
DCT285-6350	63-2	50	2 3/4	107	33	71	102	87	61



S/S FEMALE UNION ADAPTOR

CODE	d - R	D	NG	L	I	I1	z	SW	SW1
DCT286-2015	20-1/2	15	1	49	21	25	21	38	27
DCT286-2520	25-3/4	20	1 1/4	52	21	28	20	47	32
DCT286-3225	32-1	25	1 1/2	57	23	31	21	52	38
DCT286-4032	40-1 1/4	32	2	62	26	33	21	66	47
DCT286-5040	50-1 1/2	40	2 1/4	68	29	36	24	72	53
DCT286-6350	63-2	50	2 3/4	78	33	42	26	87	65



PP-RCT PN10 SOCKET FUSION MAC UNION (COLD WATER ONLY)

CODE	d	DN	G	L	I	I1	z	D
DCT287-0020	20	15	1	44.0	17.5	26	15	46
DCT287-0025	25	20	1 1/4	47.5	19.0	28	15	56
DCT287-0032	32	25	1 1/2	51.5	21.0	30	15	66
DCT287-0040	40	32	2	58.0	23.5	34	17	79
DCT287-0050	50	40	2 1/4	66.0	26.5	39	19	87
DCT287-0063	63	50	2 3/4	78.5	30.5	47	23	107

